

**Features:**

- low cost medium power modules at 970 nm
- flat spectrum with negligible residual Fabry-Perot modulation depth
- maximum -20 dB secondary coherence subpeaks, -30 dB max upon request.

**Packages:**

- **fiber coupled:** DIL, Butterfly
- **free space:** TOW

**Additional & customized:**

- PD - monitors
- FC/APC terminated pigtailed
- PM pigtailed (polarized or Lyot depolarized output)

**Specifications  
(Nominal Emitter Stabilization Temperature +25 °C)**

Parameter	Min	Typ	Max
Output power ex SM fiber, emitter @ +25 °C	1.5	3.0	-
Output power, mW, emitter @ +25 °C, Glass Window *	5.0	7.5	-
Forward current, mA	-	100	150
Forward voltage, V	-	-	2.2
Peak wavelength, nm	960	970	980
Spectrum width, nm	-	20	-
Residual spectral modulation depth, %	-	1.0	2.0
Secondary coherence subpeaks, dB, (10 log)	-	-25	-20
Slow / fast polarization ratio (PM "polarized modules"), dB**	5	10	-
Operation temperature range (case), °C ***	-55	-	+85
Cooler current, A	-	-	1.2
Cooler voltage, V	-	-	3.5

- \* TOW packaged SLDs;
- \*\* Lyot depolarized versions are available upon request
- \*\*\* Butterfly packaged SLDs

**Prototypes: SLD modules at 920nm,  
1-2 mW ex SM fiber – contact us for more details**

Following marking should be used for **ORDERING**:

SLD-48(a)-MP-(c)-(d)-(e)

Where:

a = 0 (free space) or 1 (fiber pigtailed)

c = package type

d = SM (isotropic) or PM (polarization maintain) fiber (pigtailed versions only)

e = PD (if PD monitor is required)

Example: SLD-481-MP-DIL-SM-PD

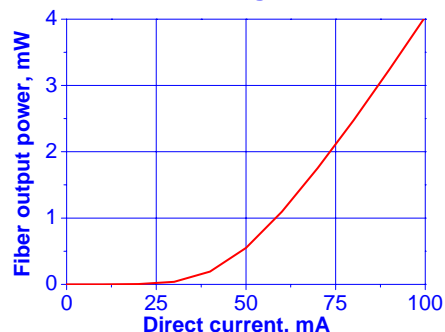
All specifications are subject to change without notice

**Applications:**

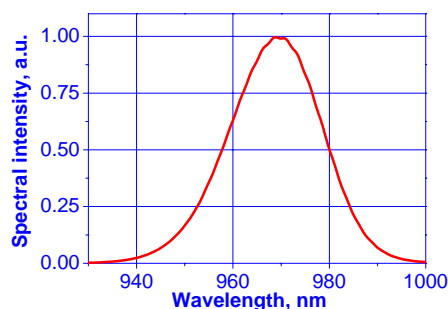
- fiberoptic sensors
- optical coherence tomography
- optical measurements

**PERFORMANCE EXAMPLES**

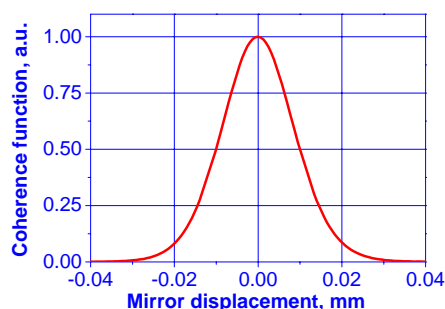
**SLD-481-MP-SM - Light-current curve**



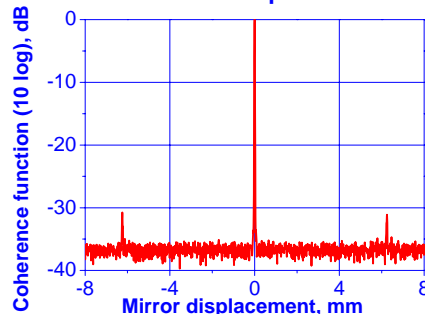
**Spectrum, 2 mW ex SM fiber**



**Short displacement**



**Extended displacement**



Mirror displacement = Optical path difference / 2