

**Features:**

- Very wide optical spectrum
- Short coherence length
- Negligible residual Fabry-Perot modulation depth

**Packages:**

- **Fiber coupled** – DIL, Butterfly
- **Free space** – TOW

**Additional & customized:**

- PD monitors
- FC/APC terminated pigtails
- PM pigtails (polarized or Lyot depolarized output)

**Specifications**

**(Nominal Emitter Stabilization Temperature +25 °C)**

Parameter	Min	Typ	Max
Output power, SM fiber pigtail, emitter @ +25°C, mW	1.0	1.25	-
Free space output power*, in a cone N.A.=0.71, emitter @ +25 °C, mW	4.0	6.0	-
Forward current**, mA	-	150	220
Forward voltage, V	-	2	2.6
Central wavelength, nm	820	835	850
Spectrum width, FWHM, nm	45	50	-
Residual spectral modulation depth, %	-	1.0	2.0
Secondary coherence subpeaks (Reflectivity), dB (10 log)	-	-25	-20
Spectral Flatness***, dB	-	-	1.5
Slow / fast polarization ratio (PM polarized modules)****, dB	-	7.0	-
Operating temperature****, °C	-55	-	+80
Cooler current, A	-	-	1.2
Cooler voltage, V	-	-	3.5

- \* TOW packaged SLDs;
- \*\* current is specially adjusted to get highest output power with equal intensity of spectral lobes; different for different modules;
- \*\*\* Spectral Flatness parameter describes spectral intensity dropout between spectral lobes;
- \*\*\*\* Pseudo-depolarized versions (light is launched into the fiber with its polarization oriented at 45° to the birefringent axes) are available upon request;
- \*\*\*\*\* Butterfly packaged SLDs

**SLD modules with similar output parameters are available at median wavelength 800 nm and 880 nm.**

The following part numbers should be used when **ordering**:

SLD-37(a)-MP-(c)-(d)-(e),  
 where: (a) – 0 (free space) or 1 (fiber pigtailed),  
 (c) – package type, (d) – SM or PM (fiber coupled modules),  
 (e) – PD (if PD monitor is required).

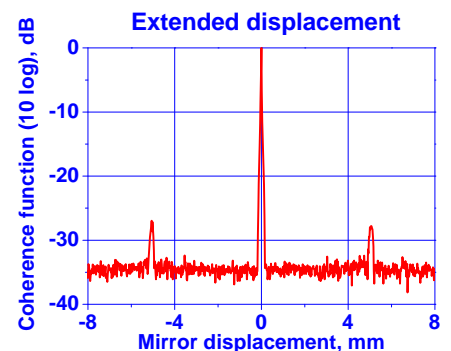
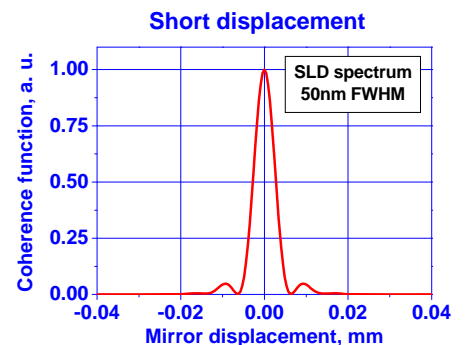
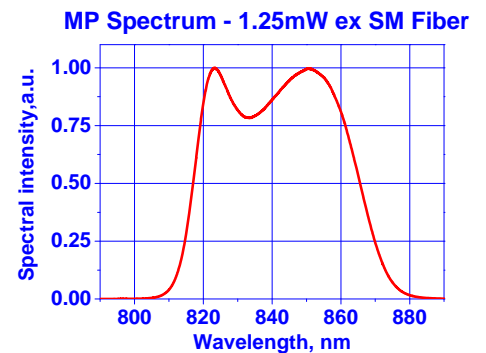
Example: SLD-371-MP-DIL-SM-PD.

All specifications are subject to change without notice.

**Applications:**

- fiberoptic sensors
- Bragg grating sensors
- optical coherence tomography
- optical measurements

**PERFORMANCE EXAMPLES**



Mirror displacement = Optical path difference / 2