

**Features:**

- CW output power of up to 20 mW
- LD-like spatial brightness, single transverse mode output
- LED-like bell-shaped spectrum with a very small ripples
- maximum parasitic secondary coherence subpeaks of -20 dB (10log)

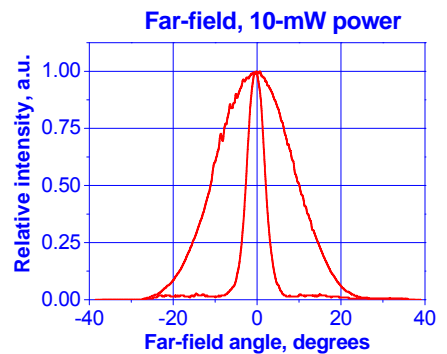
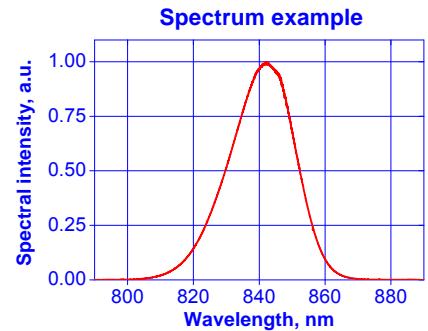
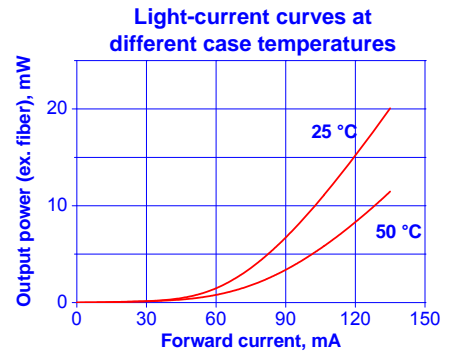
**Applications:**

- Atomic force microscopy
- Optical coherence tomography
- Optical sensors
- Optical measurements
- Others

**TO9 Package**



**PERFORMANCE EXAMPLES**



**Specifications (at +25 °C)**

Parameter	Min	Typ.	Max
Output power, P, mW	–	–	20
Forward current, mA	–	–	160
Forward voltage, V	–	–	2.6
Central wavelength*, nm	820	835	850
Spectrum width*, nm	15	17	–
Residual spectral modulation depth*, % (Resolution 0.02 nm)	–	1.0	2.0
Wavelength shift with temperature P>5 mW, dλ/dT, nm/°C, to λ at +25 °C	–	0.25	–
Secondary coherence subpeaks* (10 log), dB	–	-25 <sup>†</sup>	-20
Polarization ratio, dB	–	5	–
Far field divergence in the p-n junction plane*, degrees	–	10	–
Far field divergence in the plane normal to p-n junction*, degrees	–	40	–
PD monitor photocurrent, μA	100	–	–
Operating temperature <sup>‡</sup> , °C	-20	–	+55
Storage temperature, °C	-55	–	+85

\* At an output power of 20 mW and a case temperature of +25 °C.

† Guaranteed secondary subpeaks below -25 dB upon request.

‡ At +55 °C, maximum output power should not exceed 10 mW.

The following part numbers should be used when **ordering**:

SLD-380-MP-TO9-PD-835.

All specifications are subject to change without notice.

Rev.01.ST380TO9MP835.300817